

Product Change Notification

INDUCTIVE COMPONENTS



May, 2016

Changes to Bourns® Model 1120 Series High Current Chokes

Bourns is announcing the following changes to the [Model 1120 Series](#) High Current Chokes.

- 1) **Manufacturing Location:** Production is being transferred from Guangdong, China to Xiamen, China to help streamline the manufacturing process.
- 2) **Materials:** The magnet wire size and insulation thermal class will be modified. Other materials will be adjusted accordingly, as well. For your convenience, Table 1 and 2 list these changes.
- 3) **Product Specifications:** The inductor mounting hole diameter will be enlarged. The marking method is changing from an ink marking to a laser marking. For your convenience, Table 1 lists the changes.
- 4) **MOQ/Mult:** The Minimum Order Quantity (MOQ) / Multiples quantity (Mult) will be affected. For your convenience, Table 2 lists these changes.

The form, fit and function of the Model 1120 Series are minimally impacted due to the change in marking method/appearance, the change of magnet wire, and the mounting hole diameter.

Implementation dates are as follows:

*Date that manufacturing of existing products will cease: **November 16, 2016***

*Date that deliveries of modified products will begin: **November 17, 2016***

*First date code using the above changes: **1647***

Product samples are available.

If you have any questions or need additional information, please feel free to contact [Customer Service/ Inside Sales](#).

Table 1



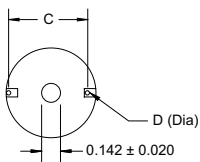
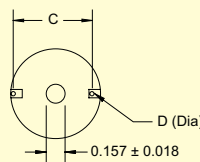
Model	Magnet Wire		Marking		Mounting Hole Diameter & Note	
	Current	Revised	Current	Revised	Current	Revised
1120 Series	Polyurethane, 130 °C rated	Polyester, 155 °C rated	Ink Marked 	Laser Marked 	 D (Dia) -0.142 ± 0.020 Note: Major diameter of #4 screw = 0.112 "	 D (Dia) -0.157 ± 0.018 Note: Major diameter of #6 screw = 0.138 "

Table 2

Part Number	Wire Diameter Dimension D, (in Inches, Nominal)		MOQ / Mult	
	Current	Revised	Current	Revised
1120-1R0M-RC	0.072	0.071	264 / 88	206 / 206
1120-1R2M-RC	0.072	0.071	264 / 88	206 / 206
1120-1R5M-RC	0.072	0.071	264 / 88	206 / 206
1120-1R8M-RC	0.072	0.071	264 / 88	206 / 206
1120-2R2M-RC	0.072	0.071	264 / 88	206 / 206
1120-2R7M-RC	0.064	0.063	264 / 88	206 / 206
1120-3R3M-RC	0.064	0.063	264 / 88	206 / 206
1120-3R9M-RC	0.064	0.063	264 / 88	206 / 206
1120-4R7M-RC	0.064	0.063	264 / 88	206 / 206
1120-5R6M-RC	0.064	0.063	264 / 88	206 / 206
1120-6R8M-RC	0.064	0.063	264 / 88	206 / 206
1120-8R2M-RC	0.064	0.063	264 / 88	206 / 206
1120-100K-RC	0.064	0.063	264 / 88	206 / 206
1120-120K-RC	0.057	0.055	264 / 88	206 / 206
1120-150K-RC	0.057	0.055	264 / 88	206 / 206
1120-180K-RC	0.051	0.047	264 / 88	206 / 206
1120-220K-RC	0.051	0.047	264 / 88	206 / 206
1120-270K-RC	0.051	0.043	264 / 88	206 / 206
1120-330K-RC	0.045	0.039	264 / 88	206 / 206
1120-390K-RC	0.045	0.039	264 / 88	206 / 206
1120-470K-RC	0.045	0.039	264 / 88	206 / 206
1120-560K-RC	0.04	0.039	264 / 88	206 / 206
1120-680K-RC	0.04	0.039	264 / 88	206 / 206
1120-820K-RC	0.04	0.037	264 / 88	206 / 206
1120-101K-RC	0.036	0.035	264 / 88	206 / 206
1120-121K-RC	0.036	0.035	264 / 88	206 / 206
1120-151K-RC	0.032	0.032	264 / 88	206 / 206
1120-181K-RC	0.032	0.032	264 / 88	206 / 206
1120-221K-RC	0.032	0.030	264 / 88	206 / 206
1120-271K-RC	0.029	0.028	264 / 88	206 / 206
1120-331K-RC	0.029	0.025	264 / 88	206 / 206
1120-391K-RC	0.025	0.025	264 / 88	206 / 206
1120-471K-RC	0.025	0.025	264 / 88	206 / 206
1120-561K-RC	0.025	0.025	264 / 88	206 / 206
1120-681K-RC	0.025	0.025	264 / 88	206 / 206
1120-821K-RC	0.023	0.022	264 / 88	206 / 206
1120-102K-RC	0.02	0.020	264 / 88	206 / 206
1120-122K-RC	0.02	0.018	264 / 88	206 / 206
1120-152K-RC	0.02	0.018	264 / 88	206 / 206
1120-182K-RC	0.018	0.016	264 / 88	206 / 206
1120-222K-RC	0.018	0.016	264 / 88	206 / 206